

QA POINT FROM REFINITIV

**Adopt a quantitative investing approach without
recruiting a team of rocket scientists**

Significantly improve productivity with pre-built data mapping and
intuitive multifactor model building



Investors are demanding more transparency and a more systematic approach to the investment process.

At the same time, a heightened focus on management fees is putting a spotlight on costs and productivity. Portfolio managers and analysts are under pressure to deliver. So, how do they scale the current investment process from tens to thousands of companies without hiring expensive quant resources?

“How do you make quantitative tools accessible to analysts and portfolio managers in a way that allows them to apply their proven investment approach?”

Construct, customize and validate multifactor models in a fraction of the time

With QA Point, you don't need to be a highly skilled developer or “quant” to take advantage of advanced investment techniques and data science. The intuitive point-and-click interface in QA Point makes it easy to construct, validate and customize multifactor investment strategies – in a fraction of the time it takes using traditional quant tools. And you can customize the data inputs used by the underlying factors in QA Point to reflect your investment strategy.

“How do you gather and normalize data from different sources with different frequencies for backtesting?”

Remove the burden of data management with pre-integrated, standardized market data

With QA Point, the heavy lifting has been done for you. It comes with immediately usable data that's just a click away. We deliver a standardized database with accurate symbology mapping so you can have confidence in the results you get. QA Point comes with a deep history of global pricing, fundamentals and estimates content – including industry-leading databases such as I/B/E/S® Estimates and Worldscope® Fundamentals.

Revolutionize backtesting to deploy new ideas faster

With QA Point, you get immediate feedback from simulations as you build and modify the model. You can quickly evaluate the predictive power of multifactor models using rich data visualizations to see historical performance. QA Point provides a wide variety of statistical measures to determine the efficacy of a backtest, including information coefficient, information ratio, drawdown, hit ratio and many others.

Drill down into the results of a backtest and discover outliers easily

QA Point provides point-and-click functionality to effortlessly explore data and investigate results, with the option to then bring the data into a spreadsheet for further analysis. You can do this for any time range in the backtest or dig into all results to determine the nature of outliers for a particular point in time.

Develop differentiated strategies with unique StarMine analytics

We offer access to StarMine® value-added analytics and stock selection models inside QA Point. Exclusive to Refinitiv, StarMine has a long and proven track record in predictive modeling with a diverse range of alpha-generating factors. The “clear-box” design of StarMine models makes them transparent and customizable.

Our range of quantitative research models can help you generate new investment ideas by screening companies based on your chosen factors. They also help you conduct detailed bottom-up company and financial statement analysis so you can analyze risks and opportunities and enhance your stock selection.

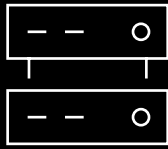
Identify companies with strong ESG practices or exposure to ESG risks

QA Point includes access to ESG scores which are designed to transparently and objectively measure a company's relative ESG performance, commitment and effectiveness across 10 main themes (emissions, environmental product innovation, human rights, shareholders, etc.) based on company-reported data. An overall ESG Combined Score is also calculated which discounts the ESG score for news controversies which materially impact the corporations.



Five steps to quantitative investing

QA Point helps you:



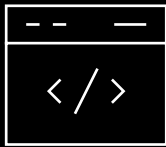
PREPARE DATA

Cleanse and standardize data sets



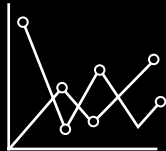
CREATE UNIVERSE

Dynamic screening and universe creation



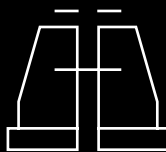
BUILD MODELS

Factor weighting and scoring



TEST AND ANALYZE RESULTS

Prepare simulations, run backtests and analyze results



EXPLORE DATA

Drill into underlying data, factors, scores and returns

Why Refinitiv?

- The industry's most intuitive quant platform – designed for portfolio managers
- QA Point makes it quick and easy to construct, validate and deploy multifactor investment strategies. Insightful pre-built visualizations and dashboards enable you to quickly visualize results and assess the predictive power of your multifactor models
- Unrivaled integrated database of standardized financials, economic data and analytics
- QA Point integrates and delivers a huge range of market data including pricing, indices, fundamentals and estimates into a global, standardized database with a unified symbology. This gives you direct access to best-of-breed content from Refinitiv and other leading vendors, without the pain of data management
- Unique value-added analytics and predictive financial modeling from StarMine
- Exclusive to Refinitiv, StarMine develops unique alpha-generating stock selection models. Our models are grounded in fundamentals, backed by rigorous research and backtested over many years. You can use StarMine stock selection factors in models, with transparent access to the underlying inputs

Content available in QA Point

- StarMine quantitative models and analytics
- I/B/E/S Estimates data and history
- Worldscope Fundamentals data and history
- Worldscope Point in Time
- Environmental, social and governance (ESG) company data
- Index constituents and weights (Refinitiv Indices and third-party indices)
- Historical constituent lists
- Global industry and sector classification schema
- Third-party content with sufficient licensing
- Historical daily pricing data

Refinitiv is one of the world's largest providers of financial markets data and infrastructure, serving over 40,000 institutions in over 190 countries. It provides leading data and insights, trading platforms, and open data and technology platforms that connect a thriving global financial markets community – driving performance in trading, investment, wealth management, regulatory compliance, market data management, enterprise risk and fighting financial crime.

Visit refinitiv.com



@Refinitiv



Refinitiv

RE1065162/11-19

REFINITIV™
DATA IS JUST
THE BEGINNING™ 