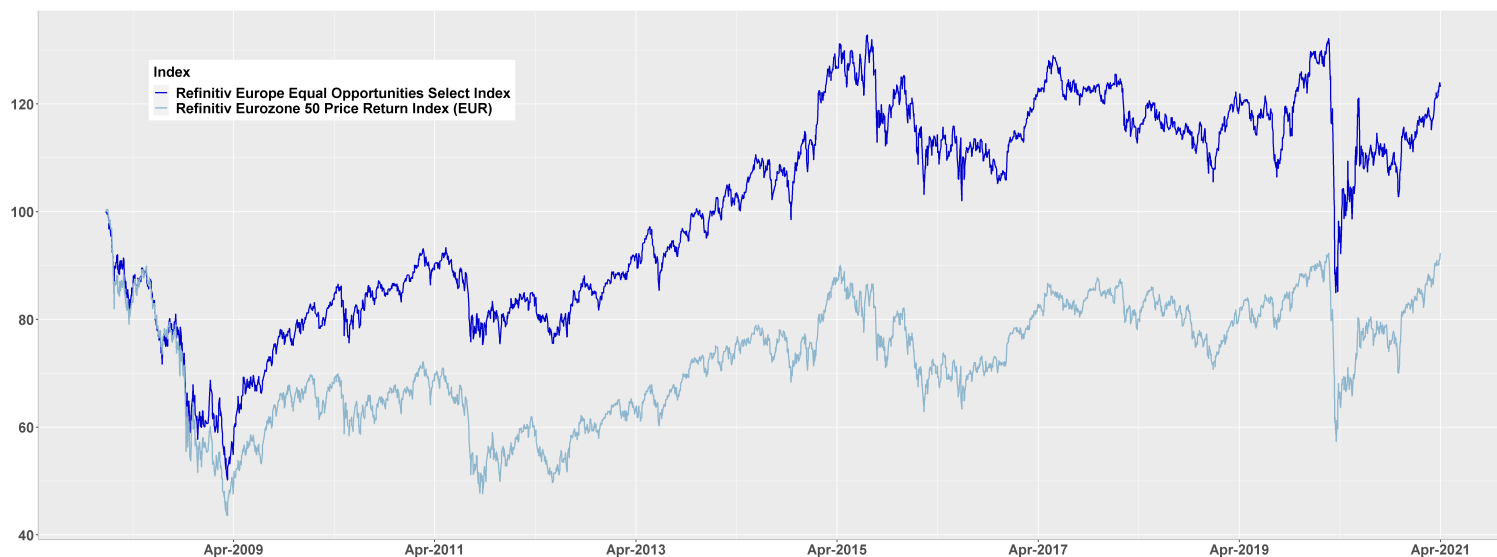


REFINITIV EUROPE EQUAL OPPORTUNITIES SELECT INDEX

REFINITIV INDICES

2021-03-31

CUMULATIVE INDEX PERFORMANCE



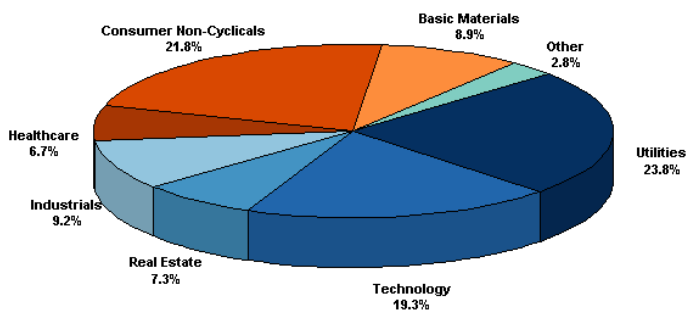
RISK AND RETURN CHARACTERISTICS

Index Performance - Total Return (%)	YTD	Annualized					Since 2007-12-21
		1Y	3Y	5Y	10Y		
Refinitiv Europe Equal Opportunities Select Index	8.22	25.66	2.1	1.74	3.18	1.54	
Refinitiv Eurozone 50 Price Return Index (EUR)	10.01	36.85	4.59	5.31	2.89	-0.61	
Index Returns - By Year (%)	2021	2020	2019	2018	2017	2016	2015
Refinitiv Europe Equal Opportunities Select Index	36.47	-11	18.15	-12.27	8.41	-5.07	6.28
Refinitiv Eurozone 50 Price Return Index (EUR)	45.62	-5.81	22.33	-12.79	6.89	1.7	2.19
Index Risk Statistics	Annualized Std. Dev. (%)			Sharpe Ratio			
	3 Year	5 Year	10 Year	3 Year	5 Year	10 Year	
Refinitiv Europe Equal Opportunities Select Index	20.01	17.41	16.17	0.11	0.1	0.2	
Refinitiv Eurozone 50 Price Return Index (EUR)	20.69	18.57	20.07	0.22	0.29	0.14	

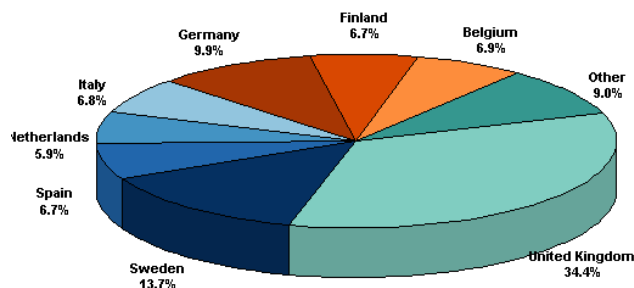
FUNDAMENTALS

	Div Yld (%)	LTM P/E	Fwd P/E	P/B
Refinitiv Europe Equal Opportunities Select Index	4.47	19.28	16.67	1.85
Refinitiv Eurozone 50 Price Return Index (EUR)	2.34	25.2	18.57	2.09

SECTOR WEIGHTS



COUNTRY WEIGHTS



TOP 10 CONSTITUENTS

Company Name	Sector	Weight
RECKITT BENCKISER GROUP PLC	Consumer Non-Cyclicals	0.04%
AXFOOD AB	Consumer Non-Cyclicals	0.04%
COFINIMMO	Real Estate	0.04%
WM MORRISON SUPERMARKETS PLC	Consumer Non-Cyclicals	0.04%
IBERDROLA SA	Utilities	0.04%
ITALGAS SPA	Utilities	0.04%
SEVERN TRENT PLC	Utilities	0.04%
CONVATEC GROUP PLC	Healthcare	0.04%
TIETOEVRY	Technology	0.04%
ICA GRUPPEN AB	Consumer Non-Cyclicals	0.04%

ATTRIBUTES

Refinitiv RIC	.TREEOSE1
Number of Constituents	30
Index Currency	EUR
	Equity Mkt Cap (millions)
Largest	67,367
Smallest	1,449
Average	9,601
Median	4,559

INDEX METHODOLOGY

The Refinitiv Europe Equal Opportunities Select Index captures the performance of stocks that tend to promote diversity and inclusion within the workplace. Some activities that are considered to be harmful for the environment and society are excluded.

Selection

The index tracks the price return of 30 publicly traded equities across Europe that display relatively high Equal Opportunities scores, in addition to high dividend and low volatility. Some constraints apply at country and sector level.

Rebalance: Quarterly

Index Distribution: Via Eikon, FTP and Bloomberg

Refinitiv has over 30 years' expertise in the indices business and has calculated many of the most widely-held indices in the world. Our pure beta indices and smart indices address many investor objectives across asset classes, themes, regions and sectors. We offer comprehensive institutional-quality solutions and a full-service indexing partnership to help you get your ideas to market efficiently. This is backed by our industry leading platform of financial intelligence and trust principles which guarantee integrity.

For further information: <https://www.refinitiv.com/en/financial-data/indices>

Enquiries Index_Queries@refinitiv.com